




MISSION




To assist in making sustainable, data-driven improvements to Charleston County's criminal justice system and thereby improve public safety and community well-being.

Every decision and every decision maker matters


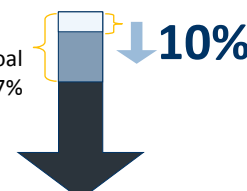
LAW ENFORCEMENT CHARGING & LOCAL JAIL USE

CHALLENGE	PROGRESS		
Give law enforcement more options for handling low-level, non-violent charges and connect vulnerable people with help rather than booking into jail when appropriate. 	↓ 26% arrests for criminal charges	REAL-TIME TRIAGE SERVICES Tri-County Crisis Stabilization Center opened in 2017 with 10 beds and 492 referrals (from all sources).	
	↑ 46% cite-and-release for low-level non-violent charges	Sobering Center to open in 2018	↓ 42% familiar faces cycling through jail
	↓ 51% Target single charge bookings (open container, public intox., trespass, shoplifting, simple poss. marijuana)	↓ 13% local jail population	


PRETRIAL JUSTICE

CHALLENGE	PROGRESS		
75% of releases on bond return to jail pretrial 	1402 pretrial interviews completed 	Pretrial services report launched January 2018 to help make bond setting more risk-based.	Automated court reminders to launch in 2018. 
91% of people in our jail are awaiting trial	Additional options for improving pretrial outcomes (i.e., safety and appearance) are being explored.		


TIME TO DISPOSITION OF GENERAL SESSIONS CASES

CHALLENGE	PROGRESS		
Median time to disposition in 2015 was 415 days 	↓ 13% time to assign public defender	↓ 30% time to assign prosecutor	TIME TO CASE DISPOSITION Initial goal -37% ↓ 10% 
491 defendants assigned public defenders for bond hearings	↓ 51% time to move evidence from law enforcement to prosecution		

RACIAL & ETHNIC DISPROPORTIONALITY / DISPARITY

CHALLENGE	PROGRESS
A racially equitable justice system is vital for the well-being of our community. 	Reductions in Black:White disproportionality: ↓ 4% Local Bookings ↓ 29% Target Charge Bookings ↓ 13% Criminal Bench Warrants

THE DATA

CHALLENGE	PROGRESS
Local justice system data exist in numerous separate agency databases. This makes it difficult to see the whole picture and track progress. 	The CJCC data warehouse now receives data from 14 different agencies. This enables us to use data analysis to guide ongoing improvements.